Honeywell Home

V4043B,C,H & V8043B,G

MOTORIZED ZONE VALVES / VALVOLA MOTORIZZATA DI ZONA / VALVULAS DE ZONA MOTORIZADAS / ELEKTRISCH GEMOTORISEERDE AFSLUITCOMBINATIES / VANNES DE ZONE MOTORISEES / STELLVENTILE MIT ELEKTRISCHEM ANTRIEB

INSTALLATION INSTRUCTIONS



Application GB

These two-position (open/closed) motorized zone valves are for use in small bore and mini-bore central heating installations to provide “zoned” space temperature control. Depending upon application they can be controlled by a room thermostat or by an aquastat.

Maximum Differential Pressure for Close-off: 1” – 0.45 bar (45 kPa); 3/4” – 0.55 bar (55 kPa); 1/2” – 1.35 bar (135 kPa).

Maximum Static Pressure: 8.6 bar (860 kPa)

Maximum Ambient Temperature: 50° C

Maxumum and Minimum Flow Temperatures: 5° C – 88° C (Special models available for chilled water applications).

Auxiliary Switch Rating (V4043H, V8043G): 2.2 A at 230 V ~ 50 Hz.

Applicazione I

Queste valvole motorizzate di zona a due posizioni (aperta/chiusa) sono state realizzate per l’impiego negli impianti di riscaldamento centralizzato per regolare la temperature ambiente <<a zone>>. In funzione della loro applicazione, esse possone essere commandate da un termosato ambiente o da un aquastat.

Massima Pressione Differenziale in Chiusura: 1” – 0,45 bar (45 kPa); 3/4” – 0,55 bar (55 kPa); 1/2” – 1,35 bar (135 kPa).

Massima Pressione Statica: 8,6 bar (860 kPa)

Massima Temperatura Ambiente: 50° C

Campo di Temperatura del Fluido: 5° C – 88° C (Sono disponibili modelli speciali per applicazioni con acqua refrigerata).

Portata Deio Contatti Ausiliari (V4043H, V8043G): 2,2 A 230 V ~ 50 Hz.

Aplicación E

Estas válvulas motorizadas de dos posiciones (abierta/cerrada) se emplean en instalaciones de calefacción central para controlar la temperatura independiante de una zona. Pueden ser controladas mediante un termostato de ambiente o un aquastat.

Presión Diferencial Máxima de Cierre: 1” – 0,45 bar (45 kPa); 3/4” – 0,55 bar (55 kPa); 1/2” – 1,35 bar (135 kPa).

Presión Estática Máxima: 8,6 bar (860 kPa)

Temperatura Ambiente Máxima: 50° C

Temperaturas Máxima y Mínima del Fluido: 5° C – 88° C (Existen modelos especiales para aplicaciones de refrigeración).

Interruptor Auxiliar (V4043H, V8043G): 2,2 A 230 V ~ 50 Hz.

Toepassing NL

Deze elektrisch gemotoriseerde, tweestanden (open/dicht) zone-afsluiters zijn bestemd voor ruimte-temperatuurregeling per zonde in verwarmingsinstallaties met kleine en zeer kleine leidingdiameters. Afhankelijk van de veriesten kunnen zij worden geregeld met een ruimte- of leidingthermostaat.

Maximaal Toelaatbaar Drukverschil over de Gesloten Afsluiter: 1” – 0,45 bar (45 kPa); 3/4” – 0,55 bar (55 kPa); 1/2” – 1,35 bar (135 kPa).

Maximaal Toelaatbare Statische Druk: 8,6 bar (860 kPa)

Maximaal Toelaatbare Omgevingstemperatuur: 50° C

Toelaatbare Mediumtemperatuur: 5° C – 88° C (Speciale Uitvoeringen Verkrijgbaar Voor Koelwaterregeling).

Contactbelasting Hulpschakelaar (V4043H, V8043G): 2,2 A bij 230 V ~ 50 Hz.

Application F

Ces vannes motorisees sont utilisees, dans des installations de chauffage central avec conduited d'eau a faible diametre, pour y realiser un reglage de la temperature en tout ou rien par zone. Suivant l'application, elles seront commandees par un thermostat d'ambiance ou un <<aquastat>> (thermostat de chaudiere).

Pression Differantielle Maximum D'utilisation: 1" – 0.45 bar (45 kPa); 3/4" – 0.55 bar (55 kPa); 1/2" – 1.35 bar (135 kPa).

Pression Statistique Maximum: 8.6 bar (860 kPa)

Temperature D'ambiance Maximum: 50° C

Temperature Minimum et Maximum du Fluide: 5° C – 88° C
(Modeles disponibles pour systemes de refroidissement).

Pouvoir de Coupure du Contact Auxiliaire (V4043H, V8043G): 2.2 A, 230 V ~ 50 Hz.

Verwendung D

Diese Stellventile (auf/zu) mit elektrischem Antrieb sind für Zentralheizungsanlagen mit kleinen Rohrdurchmessern für Zonentemperaturregelungen vorgesehen. Sie werden durch Raumtemperaturregler oder Tauchtemperaturregler gesteuert.

Maximaler Schließdruck: 1" – 0.45 bar (45 kPa); 3/4" – 0.55 bar (55 kPa); 1/2" – 1.35 bar (135 kPa).

Maximaler Statischer Druck: 8.6 bar (860 kPa)

Maximale Umgebungstemperatur: 50° C

Temperaturgrenzen des Durchfließenden Wassers: 5° C bis 88° C
(Spezialausführungen für Betrieb mit Kühlwasser).

Schaltvermögen des eingebauten Hilfsschalters (V4043H, V8043G): 2.2 A, 230 V ~ 50 Hz.

MODELS / MODELLI / MODELOS/ UITVOERINGEN / MODÈLES / AUSFÜHRUNGEN

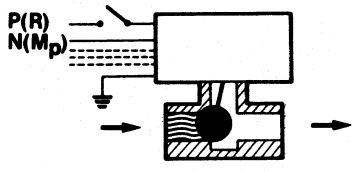

V4043C,H (230 V ~ 50 Hz)
V8043G (24 V ~ 50 Hz)

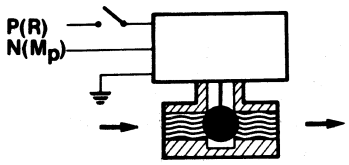

V4043B (230 V ~ 50 Hz)
V8043 B (24 V ~ 50 Hz)

MOUNTING / MONTAGGIO / MONTAJE / MONTAGE / EINBAULAGEN

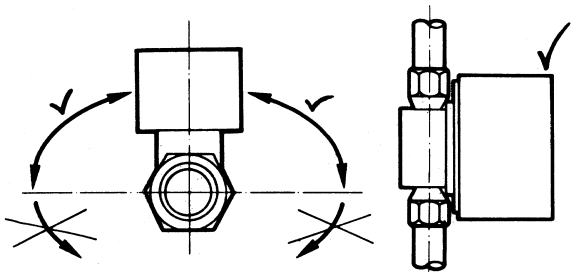

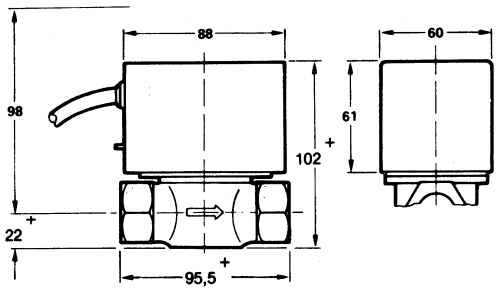

+ max.

	GB		D	
	NO/NC	**Aux. switch**	**NO/NC**	**Hilfsschalter**
V4043B	Normally Open	No	Stromlos Offen	Nein
V4043C	Normally Closed	No	Stromlos Geschlossen	Nein
V4043H	Normally Closed	Yes	Stromlos Geschlossen	Ja
V8043B	Normally Open	No	Stromlos Offen	Nein
V8043G	Normally Closed	Yes	Stromlos Geschlossen	Ja
	E		**F**	
	NA/NC	**Interruptor Aux.**	**NO/NF**	**Interrupteur Aux.**
V4043B	Normalmente Abierta	No	Normalement Ouvert	Non
V4043C	Normalmente Cerrada	No	Normalement Fermé	Non
V4043H	Normalmente Cerrada	Sí	Normalement Fermé	Oui
V8043B	Normalmente Abierta	No	Normalement Ouvert	Non
V8043G	Normalmente Cerrada	Sí	Normalement Fermé	Oui
	I		**NL**	
	NA/NC	**Contatti Ausi.**	**NO/NC**	**Hulp-schakelaar**
V4043B	Normalmente Aperto	No	Normaal Geopend	Nee
V4043C	Normalmente Chiuso	No	Normaal Gesloten	Nee
V4043H	Normalmente Chiuso	Sí	Normaal Gesloten	Ja
V8043B	Normalmente Aperto	No	Normaal Geopend	Nee
V8043G	Normalmente Chiuso	Sí	Normaal Gesloten	Ja

INSTALLING / INSTALLAZIONE / INSTALACIÓN / INSTALLATIE / INSTALLATION / EINBAU

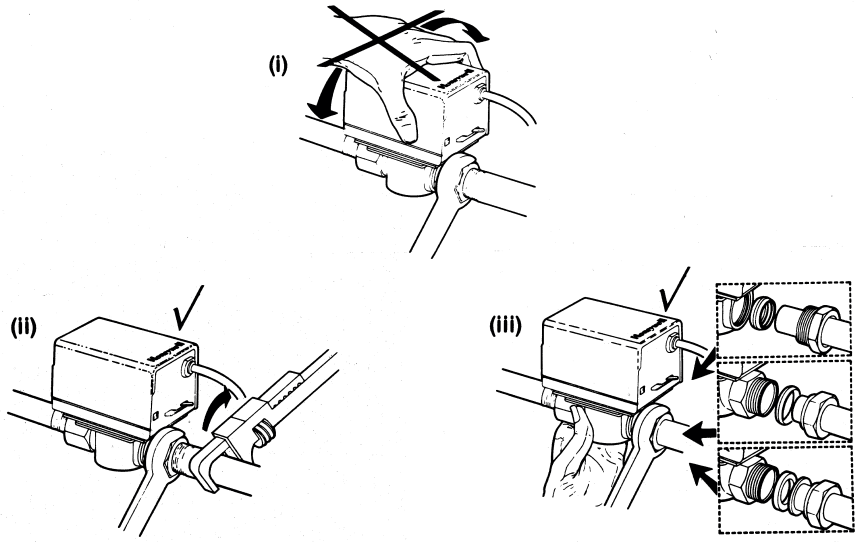

GB When filling, venting, or draining the system place the AUTO/MAN lever in the MAN position at the NC valves V4043C, H and V8043G. The NO valves V4043B and V8043B are not equipped with the manual lever.

I Quando si riempie, si ventila o si svuota il sistema, posizionare la leva AUTO/MAN nella posizione Manuale (MAN) nelle valvole NC V4043C, H e V8043G. Le valvole NO V4043B e V8043B non sono equipaggiate di leva manuale.

E Durante el llenado, purga o vaciado del sistema, situar la palanca AUTO/MAN en la posición MAN en las válvulas NC V4043C, H y V8043G. Las válvulas NA V4043B y V8043B no están equipadas con la palanca manual.

NL Plaats de handbedieningshendel in de stand MAN tijdens het vullen, ontluchten of aftappen van de installatie bij de NC-kleppen V4043C, H en V8043G. De NO-kleppen V4043B en V8043B zijn niet uitgerust met de handbediende hendel.

F Lors du remplissage, de la mise à l'air libre ou de la vidange du système, placez le levier AUTO/MAN en position MAN sur les vannes NC V4043C, H et V8043G. Les vannes NO V4043B et V8043B ne sont pas équipées de levier manuel.

D Beim Füllen, Entlüften und Ablassen ist der Schalthebel AUTO/MAN auf MAN (Einstellung von Hand) zu stellen bei den stromlos geschlossenen Ventilen V4043C, H und V8043G. Die stromlos offenen Ventile V4043B und V8043B sind nicht mit dem Handhebel ausgestattet.

V4043B, V8043B

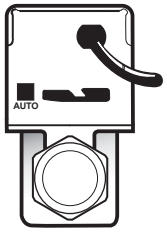

V4043C,H, V8043G

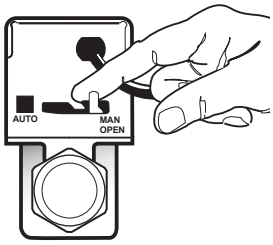

WIRING DIAGRAMS / SCHEMA DEI COLLEGAMENTI ELETTRICI / ESQUEMAS DE CONEXIONES / AANSLUITSCHEMA'S / SCHÉMAS DE CÂBLAGE / SCHALTPLÄNE

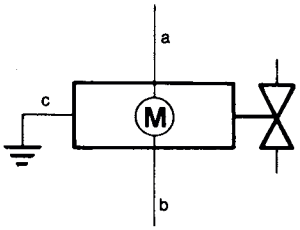

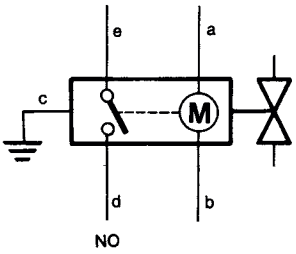

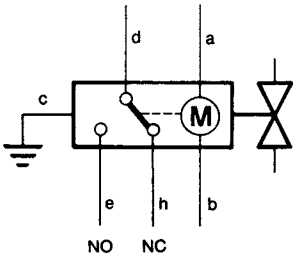

a	brown	b	blue	c	green/yellow	d	orange	e	grey	h	white
	marrone		blu		verde/giallo		arancio		grigio		bianco
	marrón		azul		verde/amarillo		naranja		gris		blanco
	bruin		blauw		groen/geel		oranje		grijs		wit
	brun		bleu		vert/jaune		orange		gris		blanc
	braun		blau		grün/gelb		orange		grau		weiss

For relevant plans, please scan the QR code to access the Honeywell Home wiring guide app.
Resideo Academy supports heating and plumbing professionals with training from our industry and product experts.
Scan the QR code to access the Resideo Academy online or download our app.

Wiring Guide

Download on the App Store

Wiring Guide

GET IT ON Google Play

Resideo Academy online

WEEE Directive 2012/19/EU
The product (and contained batteries) should not be disposed of with other household waste. Check for the nearest authorized collection centers or authorized recyclers. The correct disposal of end-of-life equipment will help prevent potential negative consequences for the environment and human health.

Manufacturer for European Region:
Pittway Sarl, Z.A. La Piece 6,
1180 Rolle, Switzerland
Country of origin: Hungary
MU1H-2817GE23R1123 M.S. Rev. 11-23
Printed in Hungary

Manufacturer for North and South America Region:
Resideo Technologies, Inc.
1985 Douglas Drive North, Golden Valley, MN 55422
1-800-468-1502

resideo
www.resideo.com

© 2023 Resideo Technologies, Inc. All rights reserved.
The Honeywell Home trademark is used under license from Honeywell International, Inc.

FR Cet appareil se recycle — À DÉPOSER EN MAGASIN OU À DÉPOSER EN DÉCHÈTERIE

FR

Honeywell Home

Ficha proporcionada por Tienda del Aire — tiendadelaire.com